

FOSSIL ATMOSPHERES

HOW TO CONTRIBUTE TO THE LEAF SURVEY

For more detailed instructions, visit: si.edu/fossil-atmospheres/leaf-survey

This August, we need you to send us leaves from your community!

Step 1 - Join the project on **iNaturalist** by visiting inaturalist.org or the iNaturalist mobile app (iOS or Android)

What you will need...



A ginkgo tree that is at least 10 ft tall



A smartphone or computer + camera




A large envelope, cardboard, newspaper and tape to mail leaves

iNaturalist A free account on iNaturalist

Step 2 - Document tree on iNaturalist

- Find a tree - at least 10ft tall and on public property.
- Identify whether the tree is male or female.




Pollen
structure
=
male

Fleshy
seeds
=
female



- Take one photo of the entire tree and one of the base.
- Post your observation to the Fossil Atmospheres project on iNaturalist.

Step 3 - Collect leaves



Gently remove at least six leaves from a single short shoot (cluster).

Step 4 - Pack and send your leaves


Cardboard

Newspaper

Ginkgo leaves

Newspaper

Cardboard



Make a cardboard ginkgo sandwich.



Add iNaturalist info and send in envelope to:

Fossil Atmospheres
Smithsonian NMNH
Dept of Paleobiology
10th & Constitution Ave NW
Washington, DC 20560