

Smithsonian Institution

Pre-Visit Stories



MUSEUM SECURITY RULES AND ROUTINES



Museum Security Rules and Routines



Every museum has **rules and routines**.

Many people visit a museum. It's important to keep everyone safe.

Museum **rules and routines** help people

1. Know what to expect
2. What to do.

Going to the American History Museum



The Smithsonian Institution's **National Museum of American History** has more than one front door.

Having extra doors helps many people enter a museum easily.

Forming Lines




If there are many people, **a line forms.**

This is okay.

Each person will have a turn to go into the museum.


Security Officer



There is a **security officer** at each door.

This is to keep people safe.

Checking Bags



Security officers **check all bags**, handbags, and backpacks.

They are looking for items that could be a problem in a museum.

Checking Bags




When I go to the museum there will be a security officer at the door.

If I have a backpack or a bag, It is important that I:

1. Open my bag or backpack.
2. Give it to the security officer.
3. Walk through the scanner.
4. Wait to get it back.

Going into the Museum



Then, the security officer will tell me when my adult and I may go into the museum.

Routines at the Museum



- ✓ Getting into the museum is a very important **routine**.
- ✓ There may be a line of people.
- ✓ A security officer will check each bag.
- ✓ Knowing what to expect helps me know what to do.